



brand image is bold, distinctive  
stays true to Vim's colorscheme  
consistent throughout the website

Vim editor built right in  
no setup required  
just start typing

interactive suggestions  
appear when an action performed  
can be improved  
through a Vim command


# EASYVIM

```

1 # EasyVim
2 Easiest way to master the Vim editor
3 you will be guided through a remarkably easy to get into experience
4
5 ## What is Vim
6 Very powerful and efficient text editor but unfortunately very complex too
7
8 ## Why learn it?
9 - Fastest & most effective way to navigate, edit,insert or delete text
10 - It works for code, prose, or class-notes
11 - It's available almost everywhere (any Unix dist, your VM, etc)
12
13 ## Anything else?
14 Learning is more fun with friends, so bring some along =)
15 Don't worry about dropping halfway through - we make extensive
16 use of gamification in order to keep your motivation up
17
18 ...you can try it right in this editor, with interactive suggestions
19
20

```

Use 5j  
move 5 lines down



one click facebook login  
no registration required

uncluttered landing page  
succintly states objective  
invites interaction

lessons present vim concepts in easy to manage chunks, ordered by increasing complexity reach higher levels to unlock new ones



visual indication of level progress makes sure you understand the concepts before moving continuing player is awarded xp for completion and guided forwards

LEARN CHALLENGES CHEATSHEET EVE

Chapters

Introduction

modes

lessons & challenges

Movement

basic

words

lines

Advanced

history

delete

search

Expert

macros

registers

8/10 WORD MOVEMENTS

```
1 # Word Movement
2 Vim provides powerful text objects
3 The most used one is the word object
4
5 # W
6 W goes one WORD forward
7 w goes one word forward
8 we'll go over the difference between these two later
9
10 # B
11 B goes one WORD backwards
12 similarly, b goes one word backwards
13
14 # E
15 E goes to the end of the current WORD
16 same as before, e operates on words
17 advanced tip: GE goes to the end of the previous WORD
18
19
20
```

2W

History

+3 xp 2W

-2 xp click

-2 xp click

LEVEL 5 reached

+4 xp 10h

-1 xp up

+2 xp bb

+1 xp e

+1 xp e

-1 xp down

Good actions get you xp
Bad actions lose you xp

new keys

w next word e end of word
b back word

previous lessons

h left j down
l right k up

current lesson summary and relevant past concepts

efficient use of vim commands is awarded with +xp bad habits are punished, -xp



practice learned concepts  
show your mastery by competing against the world  
and earn some gold along the way

Difficulties


Easy

swap values #5

just the middle #1


I forgot the quotes

Medium

pizza or pasta 

vice versa

ich bin brot

comments galore 

Hard

code review

fancy headers

extract function

Turn the text in the editor into the following in as few keystrokes as possible:  
**The quick lazy dog jumps over the brown fox.**

```
f. 1 The quick brown fox jumps over the lazy dog.
    2
```

ll2lwcwllddudw\$  
keys so far (15)

world

1	Catalin	12 keys
2	Angelina	14 keys
3	Neamt	15 keys
...	...	...
7	You	18 keys

friends

6	Andreea	17 keys
12	John	21 keys

[challenge a friend!](#)

History

-2 xp click

-1 xp left

+3 xp 2W

-2 xp click

-2 xp click

 **BADGE** earned

+4 xp 10h

-1 xp up

+2 xp bb

+5 gold

+1 xp e

-1 xp down

respond to friend challenges  
and unlock new ones  
by gaining new levels

send challenges to friends  
then try to beat their scores

**Sections**

basic movement

word movement

line movement

history

positioning

jumping

commands

finding

`^x` means ctrl-x`X` means shift-x

## basic movement

**H** move one character left**L** move one character right**J** move one line down**K** move one line up

## word movement

**W** start of next word**w** start of next WORD**B** start of previous word**b** start of previous WORD**e** end of word**E** end of WORDword: sequence of letters,  
digits and underscoresWORD: sequence of non-blank  
characters separated by  
whitespace (can contain punctuation)

## line movement

**0** beginning of line**\$** end of line**^** first non-blank on the line

## history

**u** undo**^r** redo

## positioning

**H** top of screen**M** middle of screen**L** bottom of screen

## jumping

**^o** jump to last cursor position**^i** jump to next cursor positionprovides quick reference  
with ample descriptions

## commands

**c** change (cut & insert)**d** delete (cut)**y** yank (copy)**p** put (paste) after cursor**P** put (paste) before cursor**x** delete (cut) char after cursor**X** delete (cut) char before cursor**.** repeat last command**C D Y** act from the cursor to the end of the line  
**cc dd yy** act on the entire line

## finding

**f** first occurrence of char to the right**F** first occurrence of char to the left**t** till before char to the right (exclusive)**T** till before char to the left (exclusive)modern typefaces  
both monospaced and variable-width  
make content friendly and legibleuncluttered design  
keeps focus on the content

# LEARN

# CHALLENGES

# CHEATSHEET



# EVE

Sign out

embrace the gamification side and unlock engaging achievements

stay motivated by constant rewards and keep your goals in sight

## Achievements



Reach for the stars  
Finish all lessons



Quicky McQuick  
Complete a challenge fast!



Human sonar  
Find 10 friends



Frequent peeker  
Consult cheatsheet 10 times



Sparring master  
Challenge 5 friends



Get it going  
Finish first chapter



Winner  
First place in a challenge



Grand Master  
Complete every challenge

## Progress

easy challenges

medium challenges

hard challenges

impossible challenges



movement lessons

text objects lessons

selecting lessons

history lessons

macro & buffer lessons

advanced lessons

## Themes

85 gold available

```

1 function findSequence(goal) {
2   function find(start, history) {
3     if (start == goal) {
4       return history;
5     } else if (start > goal) {
6       return null;
7     } else {
8       return find(start + 1, [" " + history + " + 1"]);
9     }
10  }
11  return find(1, "1");
12 }

```

Solarized selected

```

1 function findSequence(goal) {
2   function find(start, history) {
3     if (start == goal) {
4       return history;
5     } else if (start > goal) {
6       return null;
7     } else {
8       return find(start + 1, " " + history + " + 1");
9     }
10  }
11  return find(1, "1");
12 }

```

MDN 100 gold

```

1 function findSequence(goal) {
2   function find(start, history) {
3     if (start == goal) {
4       return history;
5     } else if (start > goal) {
6       return null;
7     } else {
8       return find(start + 1, " " + history + " + 1");
9     }
10  }
11  return find(1, "1");
12 }

```

Bespin 150 gold

```

1 function findSequence(goal) {
2   function find(start, history) {
3     if (start == goal) {
4       return history;
5     } else if (start > goal) {
6       return null;
7     } else {
8       return find(start + 1, " " + history + " + 1");
9     }
10  }
11  return find(1, "1");
12 }

```

Material unlocked

amass enough gold and customize your experience